







REMOTE SENSING SERIES TECHNICAL SPECIFICATIONS

Model	PSR-1100 ^f	RS-3500			PSR+			NATURASPEC™			RS-8800			
														
	<ul style="list-style-type: none"> • Smallest full-featured portable instrument • Spectral range is ideal for vegetation analysis • Internal memory & onboard controls - no need for external PC to operate • Tripod mountable 	<ul style="list-style-type: none"> • Tried and true full-range model • Standard spectral resolution • Lightweight and portable for field research 			<ul style="list-style-type: none"> • Lightest, most portable full-range instrument • Internal memory & onboard controls - no need for external PC to operate • Option for direct attach lense or fiber optic • Tripod mountable 			<ul style="list-style-type: none"> • Best signal to noise compromise in a field instrument • High resolution & sensitivity • Better quality data - especially from dark samples 			<ul style="list-style-type: none"> • Built-in computer with IoT operating system to control instrument with smartphone • See field of view in real-time & record essential metadata with exclusive accessory Sensaprobe™ 			
Spectral Range	320-1100nm	350-2500nm			350-2500nm			350-2500nm			350-2500nm			
Spectral Resolution	3.0nm @ 600nm	2.8nm @ 700nm	8nm @ 1500nm	6nm @ 2100nm	2.8nm @ 700nm	8nm @ 1500nm	6nm @ 2100nm	2.7nm @ 700nm	5.5nm @ 1500nm	5.8nm @ 2100nm	3nm @ 700nm	8nm @ 1500nm	6nm @ 2100nm	
Spectral Sampling Bandwidth (nm)	1.5 @ 600nm	1.3 @ 700nm	3.5 @ 1500nm	2.3 @ 2100nm	1.3 @ 700nm	3.5 @ 1500nm	2.3 @ 2100nm	0.6 @ 700nm	1.7 @ 1500nm	1.2 @ 2100nm	1.3 @ 700nm	3.5 @ 1500nm	2.3 @ 2100nm	
Detector(s)	512-element Si Array	512-element Si Array Two 256-element TE-cooled InGaAs Arrays			512-element Si Array Two 256-element TE-cooled InGaAs Arrays			1024-element UV-enhanced Si Array 512-element TE-cooled InGaAs Array 512-element extended TE-cooled InGaAs Arrays			512-element Si Array Two 256-element TE-cooled InGaAs Arrays			
Calibration	Factory calibrated for radiance/irradiance using NIST traceable sources (depending upon optics selection)													
Noise Equivalence Radiance W/cm ² /nm/sr (1.2m fiber optic)	0.8x10 ⁻⁹ @ 700nm	0.8x10 ⁻⁹ @ 400nm	1.2x10 ⁻⁹ @ 1500nm	1.8x10 ⁻⁹ @ 2100nm	0.5x10 ⁻⁹ @ 400nm	0.8x10 ⁻⁹ @ 1500nm	1.0x10 ⁻⁹ @ 2100nm	0.3x10 ⁻⁹ @ 400nm	0.1x10 ⁻⁹ @ 1500nm	2.5x10 ⁻⁹ @ 2100nm	0.8x10 ⁻⁹ @ 400nm	1.2x10 ⁻⁹ @ 1500nm	1.8x10 ⁻⁹ @ 2100nm	
Software Included	DARWin™ SP Data Acquisition		DARWin™ SP Data Acquisition			DARWin™ SP Data Acquisition			DARWin™ SP Data Acquisition			DARWin™ SP Data Acquisition		
Power	7.5V, 5W		7.5V, 22.5W			7.5V, 22.5W			7.4V, 28W			7.5V, 22.5W		
Dimensions (in/mm)	7 x 3.3 x 5.8/ 177.8 x 82.5 x 147.3		8.5 x 12 x 3.5/ 215.9 x 304.8 x 88.9			8.5 x 11.5 x 3.3/ 215.9 x 292.1 x 82.5			12.4 x 8.7 x 4.4/ 314.9 x 220.9 x 111.7			12.4 x 9 x 15/ 314.9 x 228.6 x 381		
Weight (lbs/kg)	4/1.8		8.9/4			7.9/3.5			12.6/5.7			9.4/4.2		
Interface	USB, Bluetooth		USB, Bluetooth			USB, Bluetooth			USB, Bluetooth			USB, Bluetooth		
Minimum Scan Speed	100ms		100ms			100ms			100ms			100ms		
Wavelength Reproducibility (nm)	0.1		0.1			0.1			0.1			0.1		
Wavelength Accuracy (nm)	±0.5 bandwidth		±0.5 bandwidth			±0.5 bandwidth			±0.5 bandwidth			±0.5 bandwidth		
Automatic Exposure	✓		✓			✓			✓			✓		
Automatic Shutter for Dark Scans	✓		✓			✓			✓			✓		
Onboard Storage	✓ 2500 Scans		-			✓ 1000 Scans			-			✓ Integrated Computer		